


THANKSGIVING

VOCAB BOOK



Brought to you by


hopebridge[®]

Autism Therapy Centers

Looking for a hands-on fun activity to do with your child for Thanksgiving?



The Hopebridge Thanksgiving Visual Book focuses on basic matching skills and vocabulary skills. In this activity, children work on matching picture to picture and increasing their vocabulary. This is a great tool to help children practice communication leading up to Thanksgiving, and is a fun way to start getting excited for the tradition.

What you'll need:

Scissors


Tape or Velcro (optional)

Instructions:


1. Print out pages.
2. Cut out the items on the last page.
3. Read through the sentences with your child.
4. As you flip through the pages of the book, encourage your child to engage with you and the book. Some ways to do this include:
 - a. Match the items to their corresponding pictures. (Optional - Use Tape or Velcro each item to their corresponding pictures.)
 - b. Encourage your child to finish your sentence.
(Example: Parent: "I eat ____" Child: "Pie!")
 - c. Have your child use their emergent reading skills to sound out each word and read aloud the sentences themselves.
 - d. Following the read aloud sentence, talk about each food and ask your child questions! (Examples: I love beans! Is that a big turkey or a little turkey? Do you think that is apple pie or pumpkin pie?, etc.)
5. Have FUN!



I eat on Thanksgiving




I eat turkey




I eat rolls



I eat corn



I eat potatoes



I eat pie



I eat beans

Cutouts

